


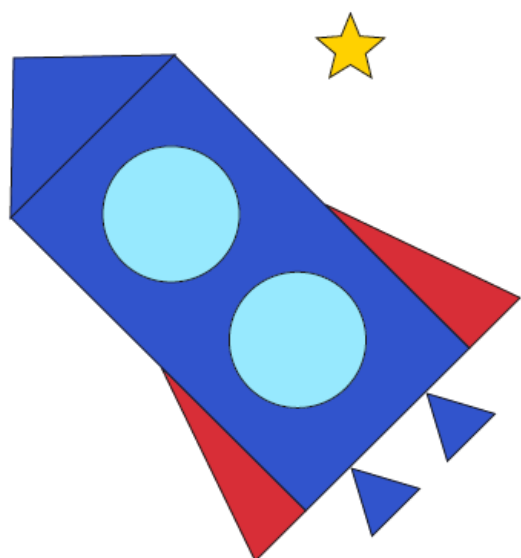















 +   ++  
*Cut out the shapes and make these pictures.*

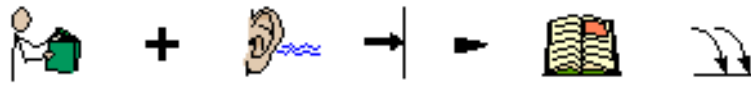









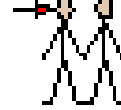
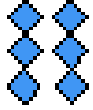
# Friday English



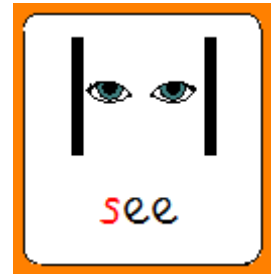

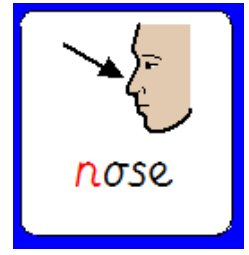
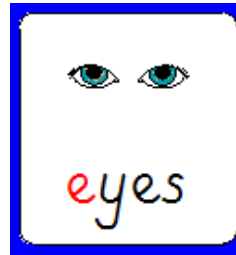
1. Read and listen to the story again.

<https://learnenglishkids.britishcouncil.org/short-stories/little-red-riding-hood>

[short-stories/little-red-riding-hood](https://learnenglishkids.britishcouncil.org/short-stories/little-red-riding-hood)



2. Match the body parts with what they can do.



3. Read and say the words.

