

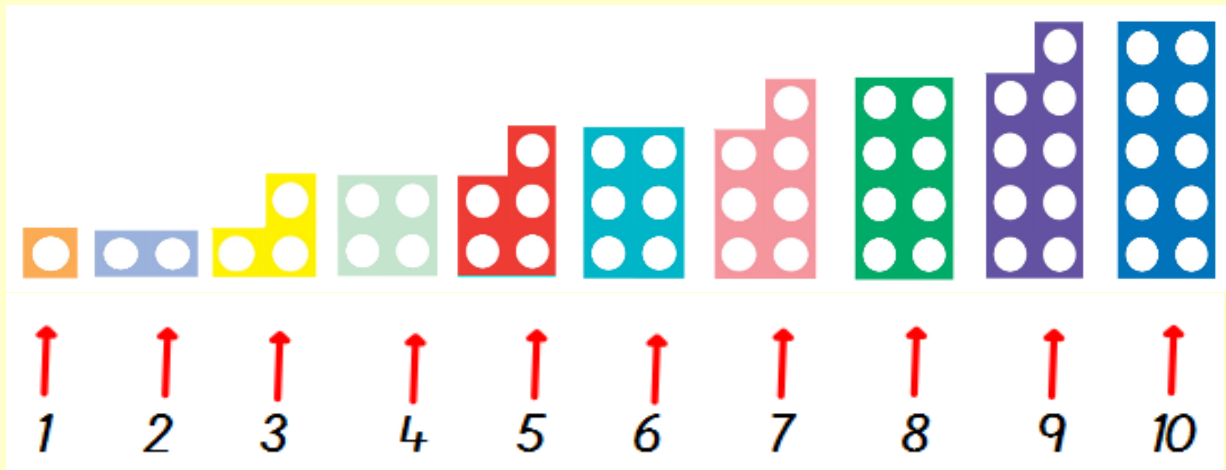
= **2**

 = **10**

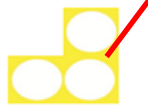
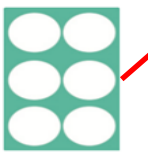

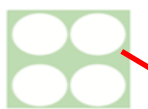



A number bond to 10 is two numbers that join together to make 10

When you bond the numbers you are adding.

=
 This is numicon



Match the numicon to the correct digit.



8

2

1

10

3





6

7

5

4

9





 = 10
 Circle the correct numicon to make 10

$$\begin{array}{|c|} \hline
 \begin{array}{c} \text{purple 10-dot numicon} \\ + \\ \text{red 5-dot numicon} \\ \text{orange 1-dot numicon} \\ \hline
 \end{array}
 \end{array}
 = \begin{array}{|c|} \hline \text{blue 10-dot numicon} \\ \hline \end{array}$$

$$\begin{array}{|c|} \hline
 \begin{array}{c} \text{blue 10-dot numicon} \\ + \\ \text{red circle} \\ \text{orange 1-dot numicon} \\ \hline
 \end{array}
 \end{array}
 = \begin{array}{|c|} \hline \text{blue 10-dot numicon} \\ \hline \end{array}$$

$$\begin{array}{|c|} \hline
 \begin{array}{c} \text{green 4-dot numicon} \\ + \\ \text{red 3-dot numicon} \\ \text{blue 3-dot numicon} \\ \hline
 \end{array}
 \end{array}
 = \begin{array}{|c|} \hline \text{blue 10-dot numicon} \\ \hline \end{array}$$

$$\begin{array}{|c|} \hline
 \begin{array}{c} \text{orange 1-dot numicon} \\ + \\ \text{purple 4-dot numicon} \\ \text{green 3-dot numicon} \\ \hline
 \end{array}
 \end{array}
 = \begin{array}{|c|} \hline \text{blue 10-dot numicon} \\ \hline \end{array}$$

$$\begin{array}{|c|} \hline
 \begin{array}{c} \text{red 3-dot numicon} \\ + \\ \text{red 5-dot numicon} \\ \text{red 2-dot numicon} \\ \hline
 \end{array}
 \end{array}
 = \begin{array}{|c|} \hline \text{blue 10-dot numicon} \\ \hline \end{array}$$

$$\begin{array}{|c|} \hline
 \begin{array}{c} \text{green 6-dot numicon} \\ + \\ \text{blue 3-dot numicon} \\ \text{blue 1-dot numicon} \\ \hline
 \end{array}
 \end{array}
 = \begin{array}{|c|} \hline \text{blue 10-dot numicon} \\ \hline \end{array}$$

$$\begin{array}{|c|} \hline
 \begin{array}{c} \text{pink 5-dot numicon} \\ + \\ \text{yellow 2-dot numicon} \\ \text{green 2-dot numicon} \\ \hline
 \end{array}
 \end{array}
 = \begin{array}{|c|} \hline \text{blue 10-dot numicon} \\ \hline \end{array}$$

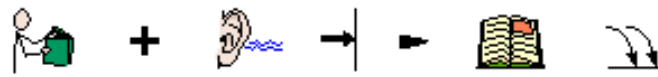
$$\begin{array}{|c|} \hline
 \begin{array}{c} \text{yellow 3-dot numicon} \\ + \\ \text{green 2-dot numicon} \\ \text{pink 5-dot numicon} \\ \hline
 \end{array}
 \end{array}
 = \begin{array}{|c|} \hline \text{blue 10-dot numicon} \\ \hline \end{array}$$

$$\begin{array}{|c|} \hline
 \begin{array}{c} \text{blue 2-dot numicon} \\ + \\ \text{green 4-dot numicon} \\ \text{pink 3-dot numicon} \\ \hline
 \end{array}
 \end{array}
 = \begin{array}{|c|} \hline \text{blue 10-dot numicon} \\ \hline \end{array}$$

$$\begin{array}{|c|} \hline
 \begin{array}{c} \text{teal 4-dot numicon} \\ + \\ \text{green 2-dot numicon} \\ \text{blue 2-dot numicon} \\ \hline
 \end{array}
 \end{array}
 = \begin{array}{|c|} \hline \text{blue 10-dot numicon} \\ \hline \end{array}$$

$$\begin{array}{|c|} \hline
 \begin{array}{c} \text{orange 1-dot numicon} \\ + \\ \text{yellow 2-dot numicon} \\ \text{blue 7-dot numicon} \\ \hline
 \end{array}
 \end{array}
 = \begin{array}{|c|} \hline \text{blue 10-dot numicon} \\ \hline \end{array}$$

Friday English Answers










1. Read and listen to the story again.






<https://learnenglishkids.britishcouncil.org/short-stories/jack-and-the-beanstalk>






2. Choose the correct word for each sentence.

   
On the table there was a harp



   
and a hen. The hen laid a golden
  
egg. When the giant went to

    
sleep Jack took the harp and the

  
hen. Jack climbed down the

   
beanstalk. The giant chased him.

   
Jack's mother chopped down the

 
beanstalk with an axe.