






 A number bond to 10 is two numbers that join together to make 10


 When you bond the numbers you are adding.


 = 
 - 
 This is called a tens frame


 When it is full it has 10 counters in.

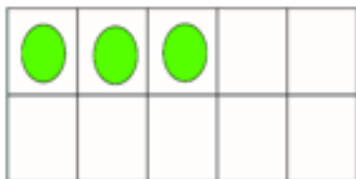
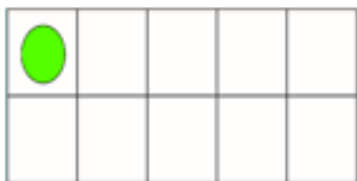
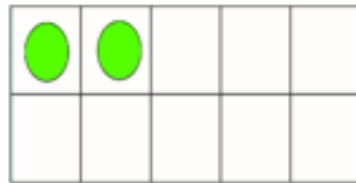
1	2	3	4	5
6	7	8	9	10



How many green counters are in the tens frame?



6



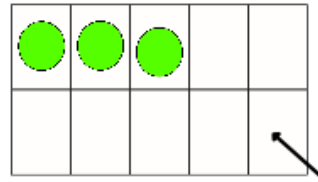


10

How many red counters do you need to add to make 10?

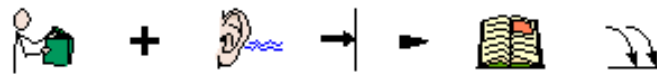


Count the empty spaces.



<table border="1"> <tr> <td></td><td></td><td></td><td></td><td></td> </tr> <tr> <td></td><td></td><td></td><td></td><td></td> </tr> </table> <p style="text-align: center; color: red; font-size: 2em;">4</p> <p style="text-align: center;">_____</p>											<table border="1"> <tr> <td></td><td></td><td></td><td></td><td></td> </tr> <tr> <td></td><td></td><td></td><td></td><td></td> </tr> </table> <p style="text-align: center;">_____</p>										
<table border="1"> <tr> <td></td><td></td><td></td><td></td><td></td> </tr> <tr> <td></td><td></td><td></td><td></td><td></td> </tr> </table> <p style="text-align: center;">_____</p>											<table border="1"> <tr> <td></td><td></td><td></td><td></td><td></td> </tr> <tr> <td></td><td></td><td></td><td></td><td></td> </tr> </table> <p style="text-align: center;">_____</p>										
<table border="1"> <tr> <td></td><td></td><td></td><td></td><td></td> </tr> <tr> <td></td><td></td><td></td><td></td><td></td> </tr> </table> <p style="text-align: center;">_____</p>											<table border="1"> <tr> <td></td><td></td><td></td><td></td><td></td> </tr> <tr> <td></td><td></td><td></td><td></td><td></td> </tr> </table> <p style="text-align: center;">_____</p>										
<table border="1"> <tr> <td></td><td></td><td></td><td></td><td></td> </tr> <tr> <td></td><td></td><td></td><td></td><td></td> </tr> </table> <p style="text-align: center;">_____</p>											<table border="1"> <tr> <td></td><td></td><td></td><td></td><td></td> </tr> <tr> <td></td><td></td><td></td><td></td><td></td> </tr> </table> <p style="text-align: center;">_____</p>										
<table border="1"> <tr> <td></td><td></td><td></td><td></td><td></td> </tr> <tr> <td></td><td></td><td></td><td></td><td></td> </tr> </table> <p style="text-align: center;">_____</p>											<table border="1"> <tr> <td></td><td></td><td></td><td></td><td></td> </tr> <tr> <td></td><td></td><td></td><td></td><td></td> </tr> </table> <p style="text-align: center;">_____</p>										

Monday English

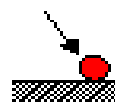

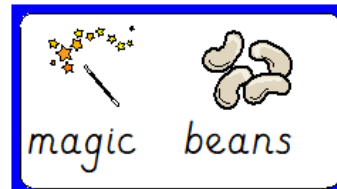
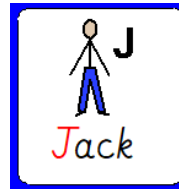
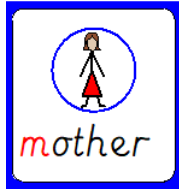


1. Read and listen to the story again.

<https://learnenglishkids.britishcouncil.org/short-stories/jack-and-the-beanstalk>



2. Choose the correct word for each sentence.



Once upon a time there was a boy




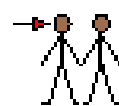
called _____.




He lived with his




_____. They had a _____.





Jack met a _____.



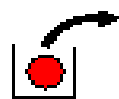
He gave



Jack some _____ for the



cow. Jack's mother threw the beans



out of the _____.