











Repeating patterns

 =  > 
A pattern is an arrangement of objects.

 =   + 
Repeat means to do it again and again and again.









 =   
Repeating pattern means to do the pattern again and again.











 =    =  
This is the main pattern. It is called the core.








     
You can use any object to make a repeating pattern.








  -  -  
Find the core - Say it aloud - Repeat repeat


























Which object would be next in the pattern?
































































































 = a _ _ b
 




 Which object is missing in the pattern?



































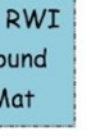






Thursday English Answers







1. Say the sounds.

								
Maisey mountain mountain	Around the apple, down the leaf	Slither down the snake	Round his bottom, up his tall neck and down to his feet	Down the tower, across the tower	Down the body, dot for the head	Down Nobby and over his net	Down the plait and over the pirate's face	Round her face, down her hair and give her a curl
								
All around the orange	Curl around the caterpillar	Down the kangaroo body, tail and leg	Down and under, up to the top and draw a puddle	Down the laces, to heel, round the toe	Down the stem and draw the leaves	Lift off the top and scoop out the egg	Down the long leg	Down the head, to the hooves and over his back
								
Down his back, then curl over his arm	Down the body, curl and dot	Down a wing, up a wing	Down a horn, up a horn and under his head	Down up, down up	Zig-zag-zig	Round her head, up past her earrings and down her hair	Down the arm and leg, repeat the other side	

My RWI Sound Mat



2. Say and write the words.

		
s k i p	j u m p	s w i m
		
b e l t	m a s k	s a n d