
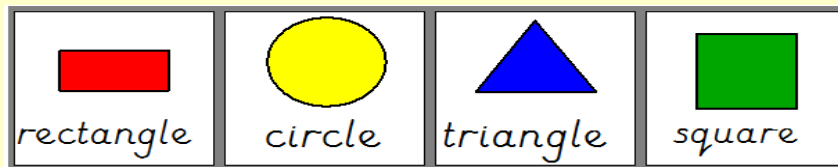


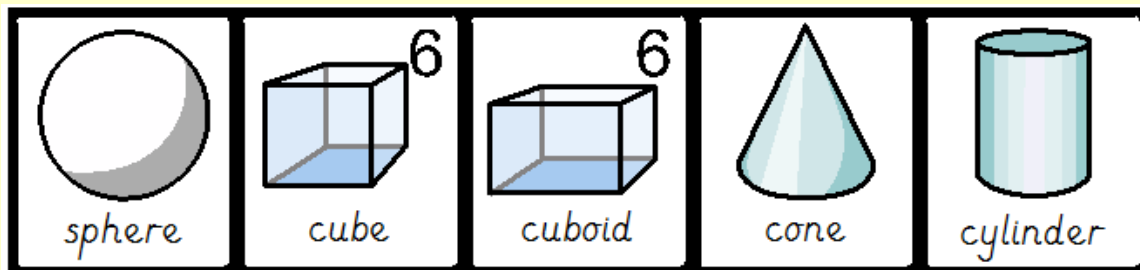

 = 
 and have 
 sides and corners.

2D shapes are flat and have sides and corners.









 = 
  
 These are 3D shapes.

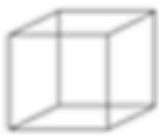



















~~=~~ 
 and have 
 sides, corners and faces.



3D shapes are not flat and have sides, corners and faces.










What 2d shape can you see on the 3d shapes?


			
			
			
			





A \_\_\_\_\_ has **6**  or  faces.



A \_\_\_\_\_ has **2**  or  faces.



A \_\_\_\_\_ has **2**  or  faces.

# Thursday English

1. Say the sounds.



Maisey mountain	Around the apple, down the leaf	Slither down the snake	Round his bottom, up his tall neck and down to his feet	Down the tower, across the tower	Down the body, dot for the head	Down Nobby and over his net	Down the plait and over the pirate's face	Round her face, down her hair and give her a curl
-----------------	---------------------------------	------------------------	---	----------------------------------	---------------------------------	-----------------------------	---	---



All around the orange	Curly around the caterpillar	Down the kangaroo's body, tail and leg	Down and under, up to the top and draw a puddle	Down the laces, to heel, round the toe	Down the stem and draw the leaves	Lift off the top and scoop out the egg	Down the long leg	Down the head, to the hooves and over his back
-----------------------	------------------------------	--	---	--	-----------------------------------	--	-------------------	--





















Down his back, then curl over his arm	Down the body, curl and dot	Down a wing, up a wing	Down a horn, up a horn and under his head	Down up, down up	Zig-zag-zig	Round her head, up past her earrings and down her hair	Down the arm and leg, repeat the other side
---------------------------------------	-----------------------------	------------------------	---	------------------	-------------	--	---

My RWI Sound Mat



2. Say and write the words.



 <div style="display: flex; justify-content: space-between; margin-top: 10px;">   </div> <table border="1" style="width: 100%; height: 60px; margin-top: 10px;"> <tr> <td style="width: 25%;"></td> <td style="width: 25%;"></td> <td style="width: 25%;"></td> <td style="width: 25%;"></td> </tr> </table>					 <div style="display: flex; justify-content: space-between; margin-top: 10px;">   </div> <table border="1" style="width: 100%; height: 60px; margin-top: 10px;"> <tr> <td style="width: 25%;"></td> <td style="width: 25%;"></td> <td style="width: 25%;"></td> <td style="width: 25%;"></td> </tr> </table>					 <div style="display: flex; justify-content: space-between; margin-top: 10px;">   </div> <table border="1" style="width: 100%; height: 60px; margin-top: 10px;"> <tr> <td style="width: 25%;"></td> <td style="width: 25%;"></td> <td style="width: 25%;"></td> <td style="width: 25%;"></td> </tr> </table>				
 <div style="display: flex; justify-content: space-between; margin-top: 10px;">   </div> <table border="1" style="width: 100%; height: 60px; margin-top: 10px;"> <tr> <td style="width: 25%;"></td> <td style="width: 25%;"></td> <td style="width: 25%;"></td> <td style="width: 25%;"></td> </tr> </table>					 <div style="display: flex; justify-content: space-between; margin-top: 10px;">   </div> <table border="1" style="width: 100%; height: 60px; margin-top: 10px;"> <tr> <td style="width: 25%;"></td> <td style="width: 25%;"></td> <td style="width: 25%;"></td> <td style="width: 25%;"></td> </tr> </table>					 <div style="display: flex; justify-content: space-between; margin-top: 10px;">   </div> <table border="1" style="width: 100%; height: 60px; margin-top: 10px;"> <tr> <td style="width: 25%;"></td> <td style="width: 25%;"></td> <td style="width: 25%;"></td> <td style="width: 25%;"></td> </tr> </table>				