







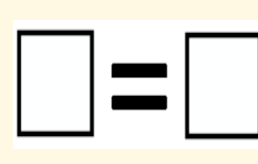

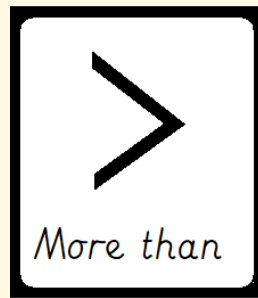
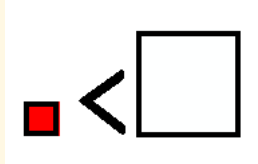

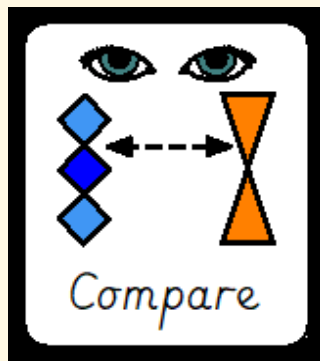
Thursday Maths



    
Money is what you use to buy things.

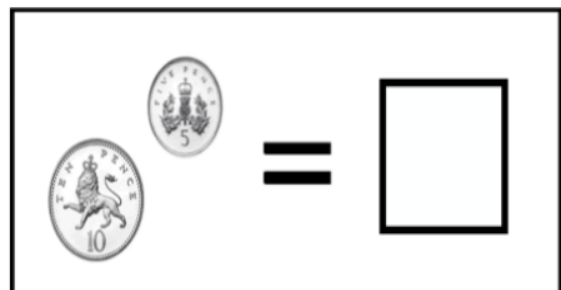
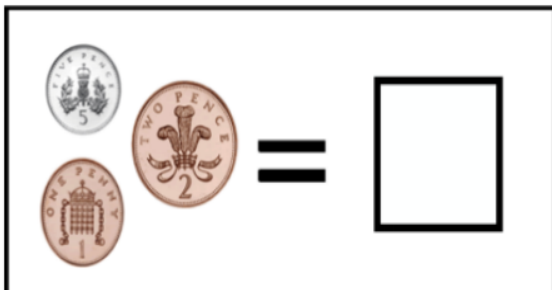
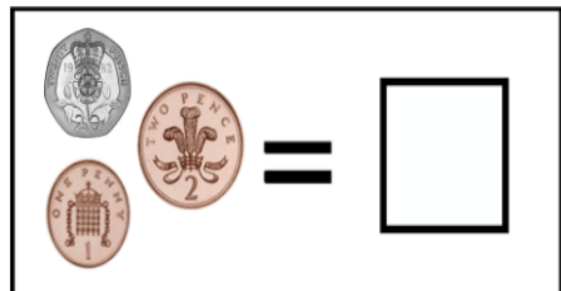
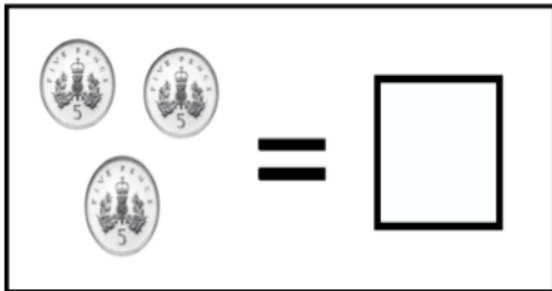
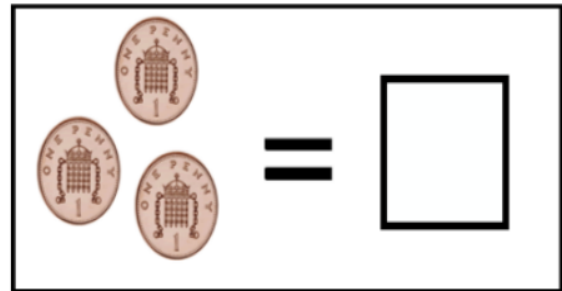
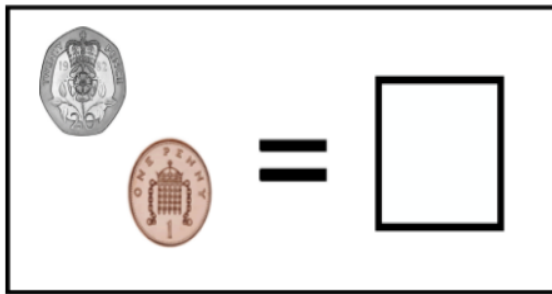
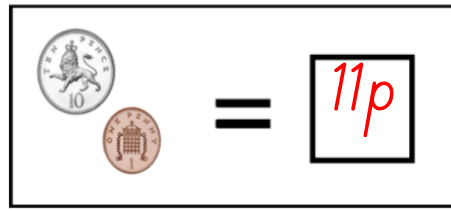

p means pence







£ means pound



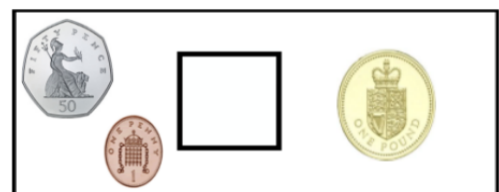
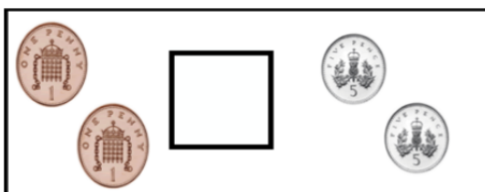
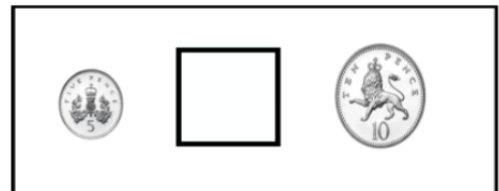
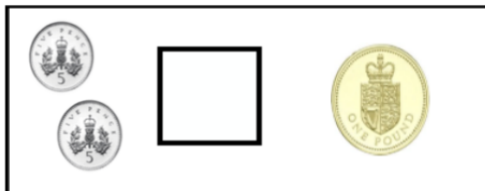
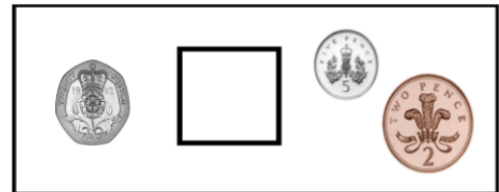
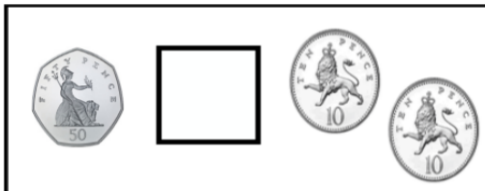
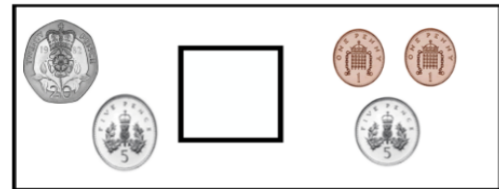
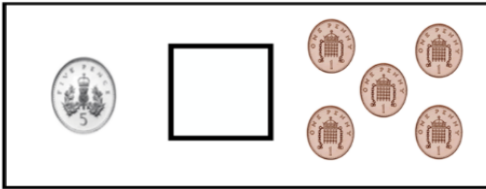
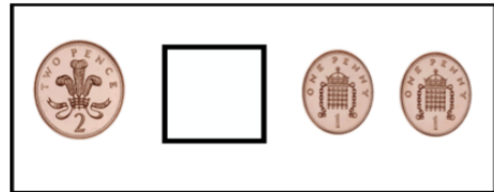
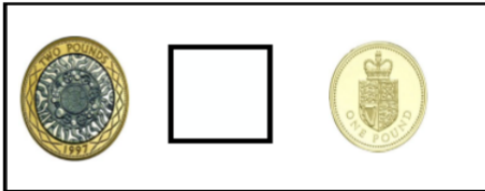
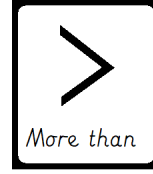
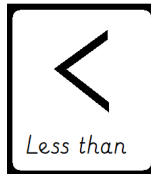
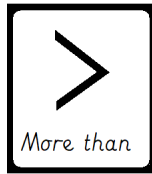


How much?



Use the correct symbol to compare the amounts.



Thursday English

1. Say the sounds.



Maisey mountain mountain	Around the apple, down the leaf	Slither down the snake	Round his bottom, up his tall neck and down to his feet	Down the tower, across the tower	Down the body, dot for the head	Down Nobby and over his net	Down the plait and over the pirate's face	Round her face, down her hair and give her a curl
All around the orange	Curl around the caterpillar	Down the kangaroos body, tail and leg	Down and under, up to the top and draw a puddle	Down the laces, to heel, round the toe	Down the stem and draw the leaves	Lift off the top and scoop out the egg	Down the long leg	Down the head, to the hooves and over his back
Down his back, then curl over his arm	Down the body, curl and dot	Down a wing, up a wing	Down a horn, up a horn and under his head	Down up, down up	Zig-zag-zig	Round her head, up past her earrings and down her hair	Down the arm and leg, repeat the other side	

My RWI Sound Mat

BYRON WOOD ACADEMY
Astrea Academy Trust
INSPIRING BEYOND MEASURES

2. Say and write the words.

<table border="1"><tr><td> </td><td> </td><td> </td><td> </td><td> </td></tr></table>						<table border="1"><tr><td> </td><td> </td><td> </td><td> </td><td> </td></tr></table>						<table border="1"><tr><td> </td><td> </td><td> </td><td> </td><td> </td></tr></table>					
<table border="1"><tr><td> </td><td> </td><td> </td><td> </td><td> </td></tr></table>						<table border="1"><tr><td> </td><td> </td><td> </td><td> </td><td> </td></tr></table>						<table border="1"><tr><td> </td><td> </td><td> </td><td> </td><td> </td></tr></table>					