



**BYRON WOOD  
ACADEMY**

Astrea Academy Trust  
INSPIRING BEYOND MEASURE

# Newsletter

February 2024



**BYRON WOOD  
ACADEMY**

Astrea Academy Trust  
INSPIRING BEYOND MEASURE

# Spring 1



- This is the third of our newsletters for the year. There will be a newsletter each half term.
- All of our past newsletters are available on the website.
- In between the newsletters, information will be shared by email, through the app, and on the noticeboards by the entrances to the school.



# Dates for the Diary

- 19<sup>th</sup> February – School closed for teacher training
- 20<sup>th</sup> February – Back to school
  
- Week 3: 4<sup>th</sup> March – Y6 Mock SATs week
  
- 27<sup>th</sup> February – Y5 visit to Magna
- 5<sup>th</sup> March – Y2 visit to Manor Lodge
- 12<sup>th</sup> March – Y4 visit to Botanical Gardens
- 13<sup>th</sup> March – Y3 visit to Weston Park Museum
- 20<sup>th</sup> March – Y1 visit to Bolsover Castle
  
- 28<sup>th</sup> March – Last day of term
- 15<sup>th</sup> April – Back to school



# Parents' coffee mornings

We continue to have a series of coffee mornings in which we will share a variety of information with parents.

- Monday 26<sup>th</sup> February – Supporting children during Ramadan
- Monday 11<sup>th</sup> March – Year 1 Phonics screening
- Monday 18<sup>th</sup> March – Attendance
- Monday 25<sup>th</sup> March – Y6 SATs preparation




These will be in the Main Hall 8.30-9.30. All parents are welcome.


# New displays of children's work!

Nursery

Fl Acorn Class




We used our fine motor skills to decorate our trains with collage. Did you know that trains travel along a track?






It's a boat.



We have been learning about different types of transport and how they travel.




It has wheels and window and IAD. My dad has IAD. It's a car.




Rockets can fly really high and they travel very fast! We used our fine motor skills to carefully decorate rocket templates.






## Transport





Buses need a driver to drive them along. We decorated some buses using our cutting and drawing skills.





Wings, tail, door, seatbelts, windows.



Some of the children created their own transport pictures using collage materials. The children carefully selected the pieces that they needed and stuck them in position.



That's the window. Flies. Aeroplane.




Aeroplanes have wings and a tail. The fly in the sky. Here are some aeroplanes that we drew.

# New displays of children's work!


F2

F2 Elm Class


Travelling along...







A Ryanair hot air balloon





We used a variety of orange and red paint to make our hot air balloon. We used a variety of colors to make the basket. We used a variety of colors to make the basket. We used a variety of colors to make the basket.



Look at the bus!







We played our learning skills by comparing the other half of a train to a train.




ELSA DAVIS


F2 Ash Class





600








a Spofiteaf balloon



It is a Spofiteaf balloon



One of our favorite parts of the story was when the balloon left the bus. We have thought using a variety of collage materials to create our own hot air balloon!



# New displays of children's work!

Year 2

## The Romans in Britain

In our Year 2 history lessons, we have been learning about the Romans (an ancient civilisation who had a huge empire).

**The Romans created roads, heating... even toilets! Modern Britain really owes a lot to the Romans!**

**We explored how Britain looked before the Romans invaded, and how it changed when the Romans arrived.**

**Y2 Holly Class**

*Handwritten notes include:*

- Britain was very different when the Romans arrived. The Britons lived in small houses. They had round huts with a thatched roof. They were very different to the Romans. After the Romans arrived, they had some changes. There were some things that the Britons had that the Romans didn't have.
- When the Romans came to Britain, they found a very different country. The Britons lived in small round huts. They had round huts with a thatched roof. They were very different to the Romans. After the Romans arrived, they had some changes. There were some things that the Britons had that the Romans didn't have.
- The Romans were very different to the Britons. They had big houses with many rooms. They had a bathhouse. They had a kitchen. They had a dining room. They had a bedroom. They had a living room. They had a garden. They had a pool. They had a bathhouse. They had a kitchen. They had a dining room. They had a bedroom. They had a living room. They had a garden. They had a pool.
- The Romans were very different to the Britons. They had big houses with many rooms. They had a bathhouse. They had a kitchen. They had a dining room. They had a bedroom. They had a living room. They had a garden. They had a pool. They had a bathhouse. They had a kitchen. They had a dining room. They had a bedroom. They had a living room. They had a garden. They had a pool.

# New displays of children's work!

Year 3

**Y3 Birch Class**

**The tomb of Tutankhamun**

Howard Carter discovered Tutankhamun's tomb

Tutankhamun had walking sticks with faces of his enemies

Tutankhamun was the youngest Pharaoh of Ancient Egypt.

Tutankhamun's tomb had two children mummified inside it.

Tutankhamun's death was sudden. He was only around 18-19 when he died.

Tutankhamun's family death seem suspicious, especially as x-ray show a chip of bone inside his skull.

**Y3 Willow Class**

In our book, we looked at how Tutankhamun's tomb was found and what was in it. We learned exciting facts about the Pharaoh, and put these in a fact file!

No one found Tutankhamun's tomb for first 10 years

Tutankhamun had malaria and it was a shock. It was a sudden death.

Tutankhamun died at the age of 18 or 19. He became king when he was 9 years old. He was forced to marry his half-sister.

Each child has their own fact file with handwritten text, drawings, and star cutouts.





# New displays of children's work!

Year 5

Y5 Hazel Class

# West African Art

In Year 5 we have been learning about West African Art. We have been learning about Malian antelope headdresses, exploring how the shapes in the headdresses feature shapes found in animals revered by the Bamana peoples (the antelope, sardivark and pangolin). We have worked on a project in which we produced a cardboard relief model of an insect using simplified shapes, just as the shapes of the headdresses are simplified forms of those found in the animals which they represent.

Antelope headdress (Mali) (Bamana people) 19th century

brass

ivory

Edo Peoples

Y5 Sycamore Class

ceremony

relief

cast

Benin plaque showing equestrian Oba and attendants, Nigeria (Edo people) 1500-1600

# New displays of children's work!

Year 6

**Y6 Oak Class**

Year 6 followed the dystopian plot of *The Boy in the Tower*, and wrote a tense alternative ending to the story.

The endings of their stories advance through dialogue, and the use of different sentences to build tension.

They learned how to describe different dimensions of characters using contrasting adjectives.

**Y6 Elder Class**

**Boy in the Tower**

The board contains several student drawings of the tower and numerous text boxes with their work. The text boxes include:

- Handwritten descriptions of the tower and its inhabitants.
- Alternative endings to the story.
- Character descriptions using contrasting adjectives.
- Dialogue and narrative snippets.
- Small illustrations and diagrams related to the story.

# Winter clothes



As the wet and cold weather continues and is very unpredictable, please make sure children bring appropriate clothing every day:

- A warm, waterproof coat
- Hat, gloves, scarf
- If it is raining – waterproof boots/shoes  
(children can change their shoes at school)



Please remember to put your child's name on any item of clothing they bring to school in case they leave it somewhere.

# Attendance

- The Fir Vale family of schools has worked together to look at attendance.
- They have produced this video to share the message:
- <https://www.youtube.com/watch?v=7kO08larbzU>
- Look out for an appearance by our own Mrs Wood!

**ATTENDANCE MATTERS**

COME TO SCHOOL EVERY DAY

SCHOOL DAYS ARE GREEN!

YOUR FRIENDS ARE AT SCHOOL

BE HERE, BE A SUCCESS

HOLIDAYS ARE ORANGE

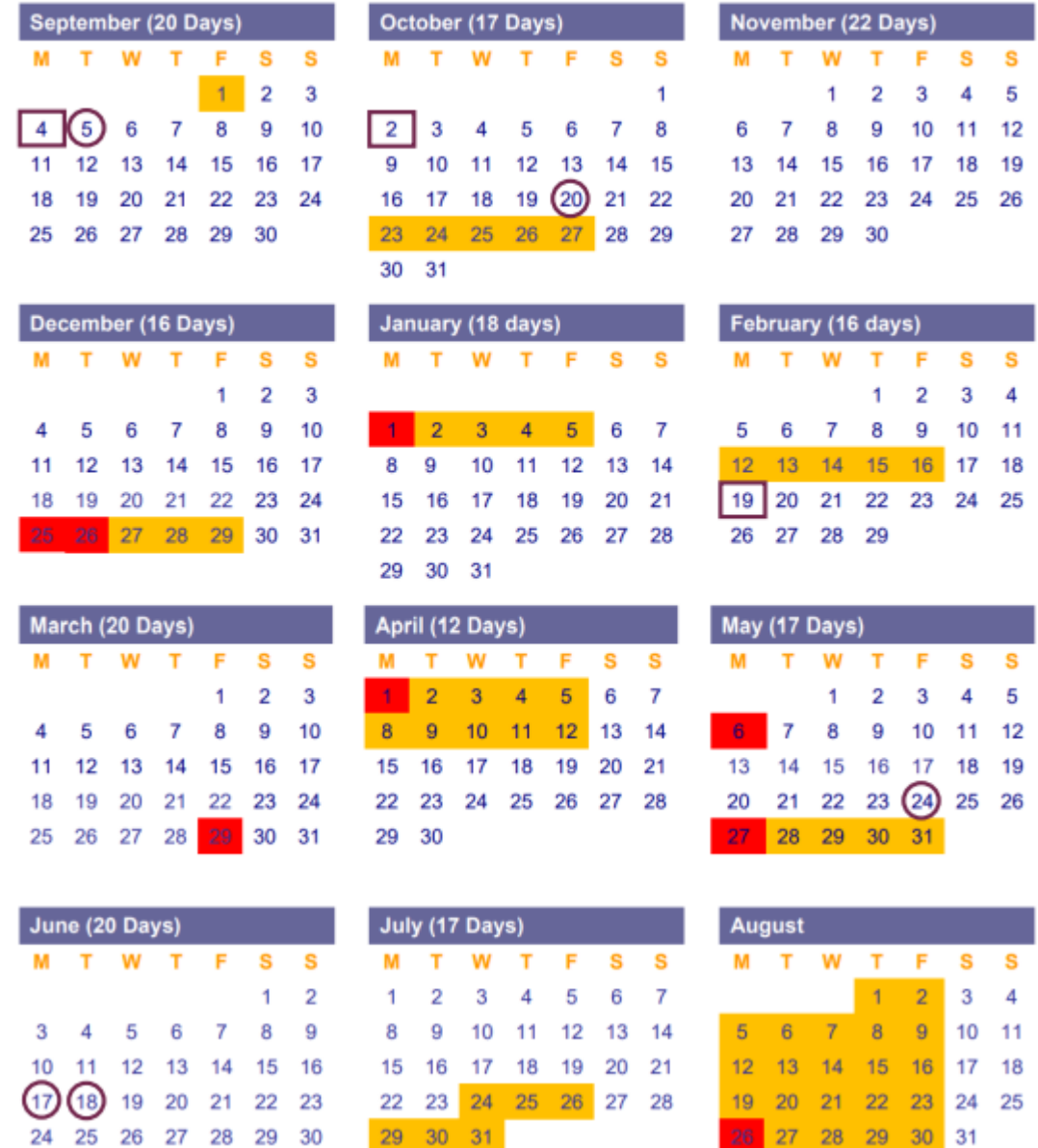
January							February							March							April						
M	T	W	T	F	S	S	M	T	W	T	F	S	S	M	T	W	T	F	S	S	M	T	W	T	F	S	S
1	2	3	4	5	6	7				1	2	3	4				1	2	3		1	2	3	4	5	6	7
8	9	10	11	12	13	14	15	16	17	18	19	20	21	22	23	24	25	26	27	28	29	30	31				
15	16	17	18	19	20	21	12	13	14	15	16	17	18	11	12	13	14	15	16	17	15	16	17	18	19	20	21
22	23	24	25	26	27	28	19	20	21	22	23	24	25	18	19	20	21	22	23	24	22	23	24	25	26	27	28
29	30	31					26	27	28	29				25	26	27	28	29	30	31	29	30					
May							June							July							August						
M	T	W	T	F	S	S	M	T	W	T	F	S	S	M	T	W	T	F	S	S	M	T	W	T	F	S	S
	1	2	3	4	5						1	2		1	2	3	4	5	6	7				1	2	3	4
4	7	8	9	10	11	12	3	4	5	6	7	8	9	8	9	10	11	12	13	14	5	6	7	8	9	10	11
13	14	15	16	17	18	19	10	11	12	13	14	15	16	15	16	17	18	19	20	21	12	13	14	15	16	17	18
20	21	22	23	24	25	26	17	18	19	20	21	22	23	22	23	24	25	26	27	28	19	20	21	22	23	24	25
27	28	29	30	31			24	25	26	27	28	29	30	29	30	31					26	27	28	29	30	31	

## SCHOOL CALENDAR FOR THE 2023/24 ACADEMIC YEAR

For community and voluntary controlled primary, secondary and special schools

# School term dates

- These are the dates for this school year 2023-24.
- Please arrange appointments and holidays for days when the school is closed.



# School day



- 8.20am - Gates open (Breakfast club from 8am – 8.20am)
- 8.30am – Children will be greeted by staff and taken into school
- 8.45am – Gates close and children will need to enter by the office  
(Please ensure that your child/ren are at the correct door before 8.45am)
- 3.15pm – School finishes (afternoon Nursery finishes at 3.10pm)

It is vital that every child is in school on time. They practise their reading skills from the moment they arrive in class, and missing lesson time makes it incredibly difficult for children to catch up.

**School uniform**



White shirt



White T-Shirt



Navy blue cardigan or jumper (with or without school logo)



Grey trousers



Grey skirt



Grey dress



Grey leggings or tights (under skirt/dress)



Black school shoes



Long sleeved vest  
If required



Plain navy, grey or  
white head scarf



**PE Uniform**



Navy or Black Jogging suit



White round neck T-Shirt



Black or navy shorts



Plain black trainers



NO trainer boots

# PE days

- Y1 – Mondays and Wednesdays
- Y2 – Wednesdays and Fridays
- Y3 – Thursdays and Fridays (swimming)
- Y4 – Tuesdays and Fridays
- Y5 – Tuesdays and Wednesdays
- Y6 – Mondays and Thursdays



# Contact

You can contact school in the following ways:

- Phone – 0114 272 3624
- Email – [enquires@astreabyronwood.org](mailto:enquires@astreabyronwood.org)
- Astrea App
- Don't forget to follow us on twitter @BWA\_Sheffield

Have a wonderful holiday and a Happy New Year!